



# CAMELON



INDOOR



OUTDOOR



INDOOR HIGH BRIGHT

Fixed Installation



# CAMELEON



Indoor

P2.6

P2.97

P3.2

P3.9

P4.8



Outdoor

P3.2

P3.9

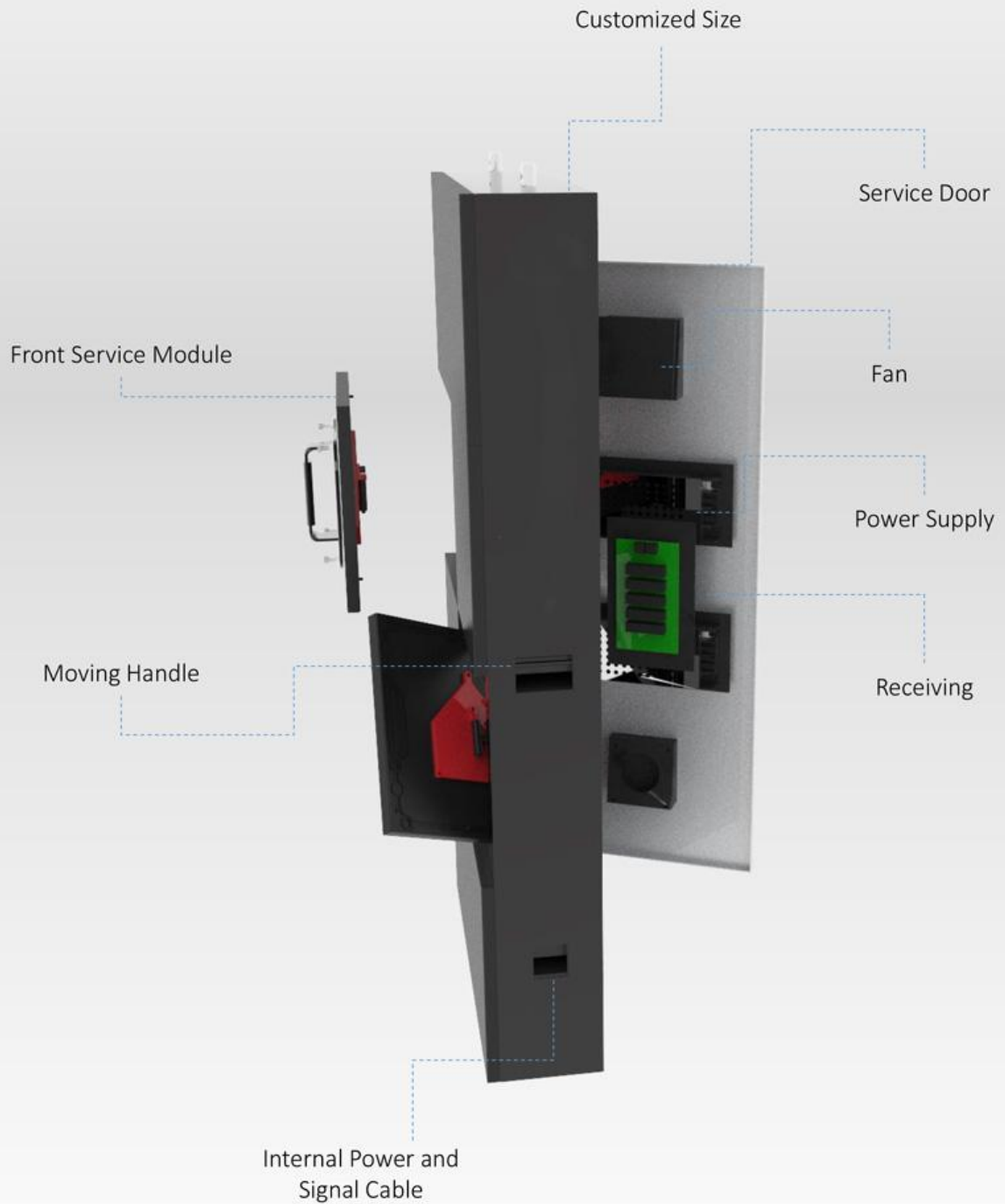
P4.8

P6.25

# Metric Size Solution

European Metric Size Displays


## HD Outdoor Ready





## Chassis customize

The Chassis can be fully customized.  
Make your own size and requirement




Modular Chassis  
Made of More Cabinets



# CAMELEON

Maintenance  
Front or Back



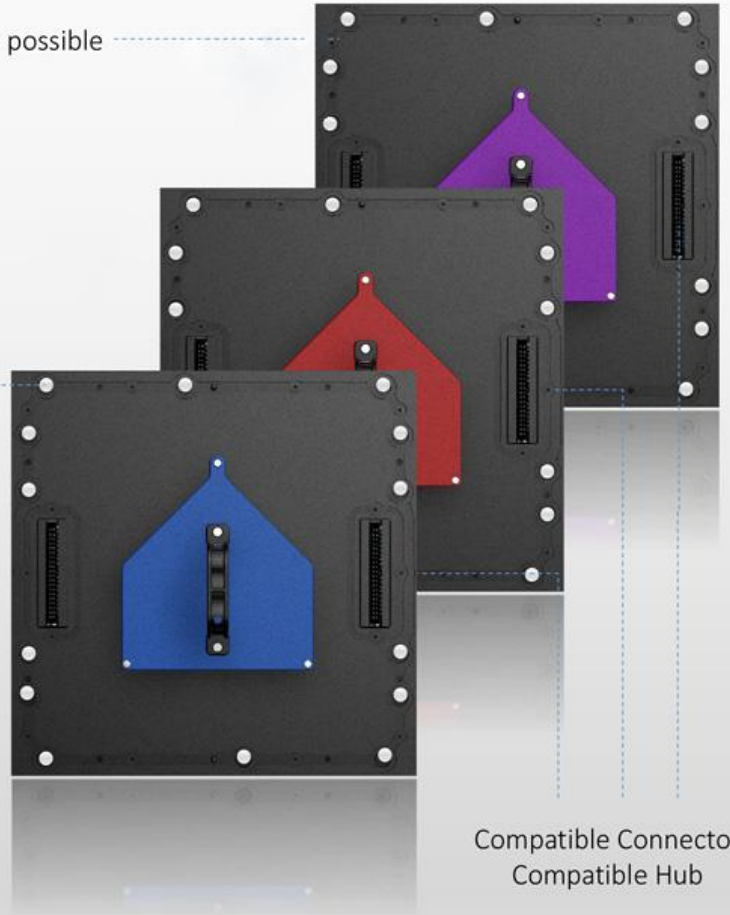

Option Screw possible

Compatible Led Modules

Compatible Different Pitch  
Compatible Indoor Outdoor

Magnets

Compatible Connector  
Compatible Hub




Assembly Magnetic Modules on chassis 5sec each Led Module

# Measurement


European Metric Size



Weight 0.5kg




Weight 45-60kg



Customize Chassis Size  
Make any size you want with module



# CAMELEON




BLACK FACE SMD

INDOOR

## FC Led Module

250x250mm

- ✓ Black SMD High Contrast
- ✓ Calibration Memory in Module (optional)
- ✓ Magnetic (option screw)
- ✓ No AB Module (no left right)
- ✓ High Uniformity
- ✓ Breathing Module Mechanics
- ✓ No Ghosting
- ✓ High Refresh




High Brightness BLACK FACE SMD

WHITE FACE SMD

OUTDOOR

- ✓ Black SMD Optional (more contrast)
- ✓ White SMD Standard (more bright)
- ✓ Calibration Memory in Module (optional)
- ✓ No AB Module (no left right)
- ✓ High Uniformity
- ✓ Breathing Module Mechanics
- ✓ No Ghosting
- ✓ High Refresh



High Brightness BLACK FACE SMD

WHITE FACE SMD


BRIGHT

- ✓ Black SMD Optional (more contrast)
- ✓ White SMD Standard (more bright)
- ✓ Calibration Memory in Module (optional)
- ✓ Magnetic (option screw)
- ✓ No AB Module (no left right)
- ✓ High Uniformity
- ✓ Breathing Module Mechanics
- ✓ No Ghosting
- ✓ High Refresh



# CAMELON

## P2.6 DIECAST MODULE



- ✓ Low Tolerance
- ✓ Strong
- ✓ Extreme Flatness
- ✓ Magnetic Module Design
- ✓ Aluminum

## INDOOR

- Specifications

Series Nr	P2.6-i	P2.97-i	P3.2-i	P3.9-i	P4.8-i	P6.25-i
Pitch	P2.6	P2.97	P3.2	P3.9	P4.8	P6.25
Brightness						
Black SMD	>1200cd/m <sup>2</sup>	>1200cd/m <sup>2</sup>	>1000cd/m <sup>2</sup>	>1000cd/m <sup>2</sup>	>1000cd/m <sup>2</sup>	>1000cd/m <sup>2</sup>
White SMD	/	/	/	/	/	/
Distance	>2.6m	>2.97m	>3.2m	>3.9m	>4.8m	>6.25m
LED kind	SMD1010	SMD1010	SMD2020	SMD2020	SMD3528	SMD3528
Pixel Density	147456 /m <sup>2</sup>	112896 /m <sup>2</sup>	97344 /m <sup>2</sup>	65536 /m <sup>2</sup>	43265 /m <sup>2</sup>	25600 /m <sup>2</sup>
View Angle	140°/140°	140°/140°	140°/140°	140°/140°	140°/140°	140°/140°
Refreshrate	>1920hz	>1920hz	>1920hz	>3840hz	>3840hz	>3840hz
Module Size	250x250mm	250x250mm	250x250mm	250x250mm	250x250mm	250x250mm
Cabinet Size	500x1000mm	500x1000mm	500x1000mm	500x1000mm	500x1000mm	500x1000mm
Cabinet Res.	192x384px	168x336px	156x312px	128x256px	104x208px	80x160px
Drive Mode	1/16 scan	1/28 scan	1/13 scan	1/16 scan	1/13 scan	1/5 scan
Environment	IP20	IP20	IP20	IP20	IP20	IP20
Max Power	420W/m <sup>2</sup>	420W/m <sup>2</sup>	420W/m <sup>2</sup>	420W/m <sup>2</sup>	420W/m <sup>2</sup>	420W/m <sup>2</sup>
Voltage	100v-220v	100v-220v	100v-220v	100v-220v	100v-220v	100v-220v
Weight	45-60kg	45-60kg	45-60kg	45-60kg	45-60kg	45-60kg
Popular	High End	High End	High End	Hot	Hot	Econo
Price Class						

For Europe



For United States



## OUTDOOR

### Specifications

Series Nr	P3.2-o	P3.9-o	P4.8-o	P6.25-o
Pitch	P3.2	P3.9	P4.8	P6.25
Brightness				
Black SMD	>5000cd/m <sup>2</sup>	>5000cd/m <sup>2</sup>	>5000cd/m <sup>2</sup>	>5000cd/m <sup>2</sup>
White SMD	>5000cd/m <sup>2</sup>	>6000cd/m <sup>2</sup>	>6000cd/m <sup>2</sup>	>6500cd/m <sup>2</sup>
Distance	>3.2m	>3.9m	>4.8m	>6.25m
LED kind	SMD1921	SMD2424	SMD2727	SMD2727
Pixel Density	97344 /m <sup>2</sup>	65536 /m <sup>2</sup>	43265 /m <sup>2</sup>	25600 /m <sup>2</sup>
View Angle	140°/140°	140°/140°	140°/140°	140°/140°
Refreshrate	>1920hz	>3840hz	>3840hz	>3840hz
Module Size	250x250mm	250x250mm	250x250mm	250x250mm
Cabinet Size	500x1000mm	500x1000mm	500x1000mm	500x1000mm
Cabinet Res.	192x384px	128x256px	104x208px	80x160px
Drive Mode	1/13 scan	1/8 scan	1/7 or 1/13 scan	1/5 scan
Environment	IP65	IP65	IP65	IP65
Max Power	950W/m <sup>2</sup>	950W/m <sup>2</sup>	950W/m <sup>2</sup>	950W/m <sup>2</sup>
Voltage	100v-220v	100v-220v	100v-220v	100v-220v
Weight	45-60kg/m <sup>2</sup>	45-60kg/m <sup>2</sup>	45-60kg/m <sup>2</sup>	45-60kg/m <sup>2</sup>
Popular	High End	High End	Hot	Favored
Price Class				

For Europe



For United States



## SMD Technology

High Brightness

- ✓ 3in1 Black face SMD
- ✓ Matt SMD
- ✓ Black Face
- ✓ Long Lifetime
- ✓ High Contrast

- ✓ Low Contrast
- ✓ Higher Brightness
- ✓ High Reflection
- ✓ Old Technology



**CAMELON**